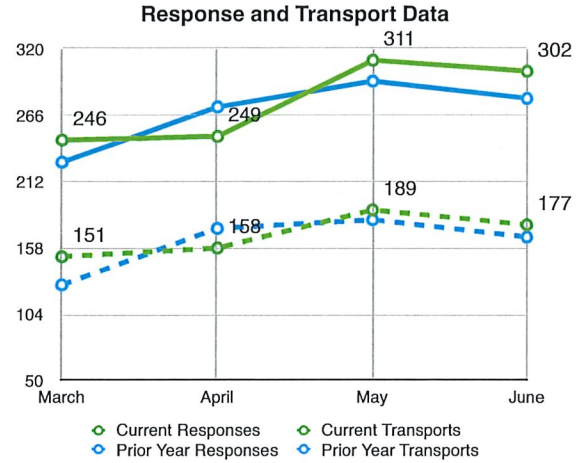
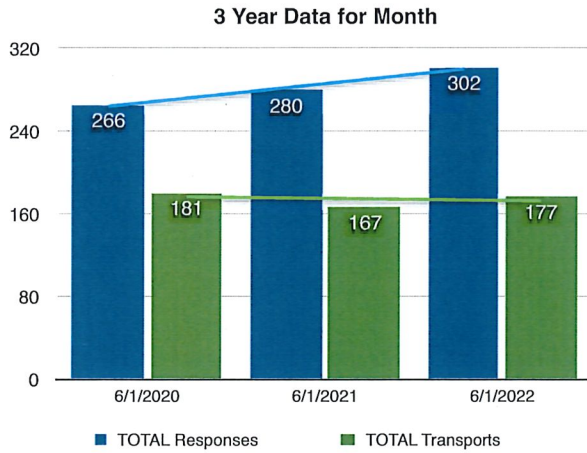


Patterson District Ambulance Response Report
June 1, 2022 - June 30, 2022
Monthly Response Summary

	P91	P92	P93	P1	WS	AMR	PDA TOTALS	Other TOTALS	GRAND TOTALS
Responses	118	128	56	6	11	8	302	19	321
Transports	76	67	34	0	6	6	177	12	189
Transport %	64.41%	52.34%	60.71%		54.55%	75.00%	58.61%	63.16%	58.88%
Cancelled Response	17	30	9						
Adjusted Transport %	75.25%	68.37%	72.34%						



Mutual Aid Responses

	Westside		AMR	
	Responses	Transports	Responses	Transports
INTO District	11	6	8	6
OUT of District	20	11	34	24

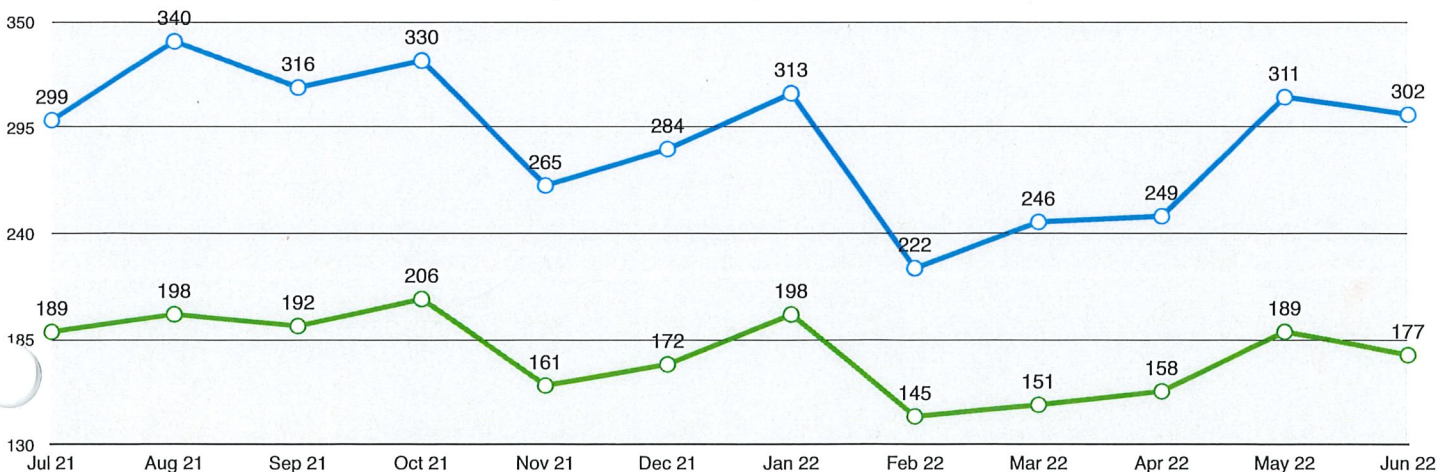
PDA In District Response %

Last Month %	This Month %	NET Change %
95.69%	94.08%	-1.61%

Rolling Compliance Periods - Snapshot on <Pending>

Urban		Suburban		Rural	
Code 3	Code 2	Code 3	Code 2	Code 3	Code 2
0%	0%	0%	0%	0%	0%

Rolling 12 Months - Responses / Transports





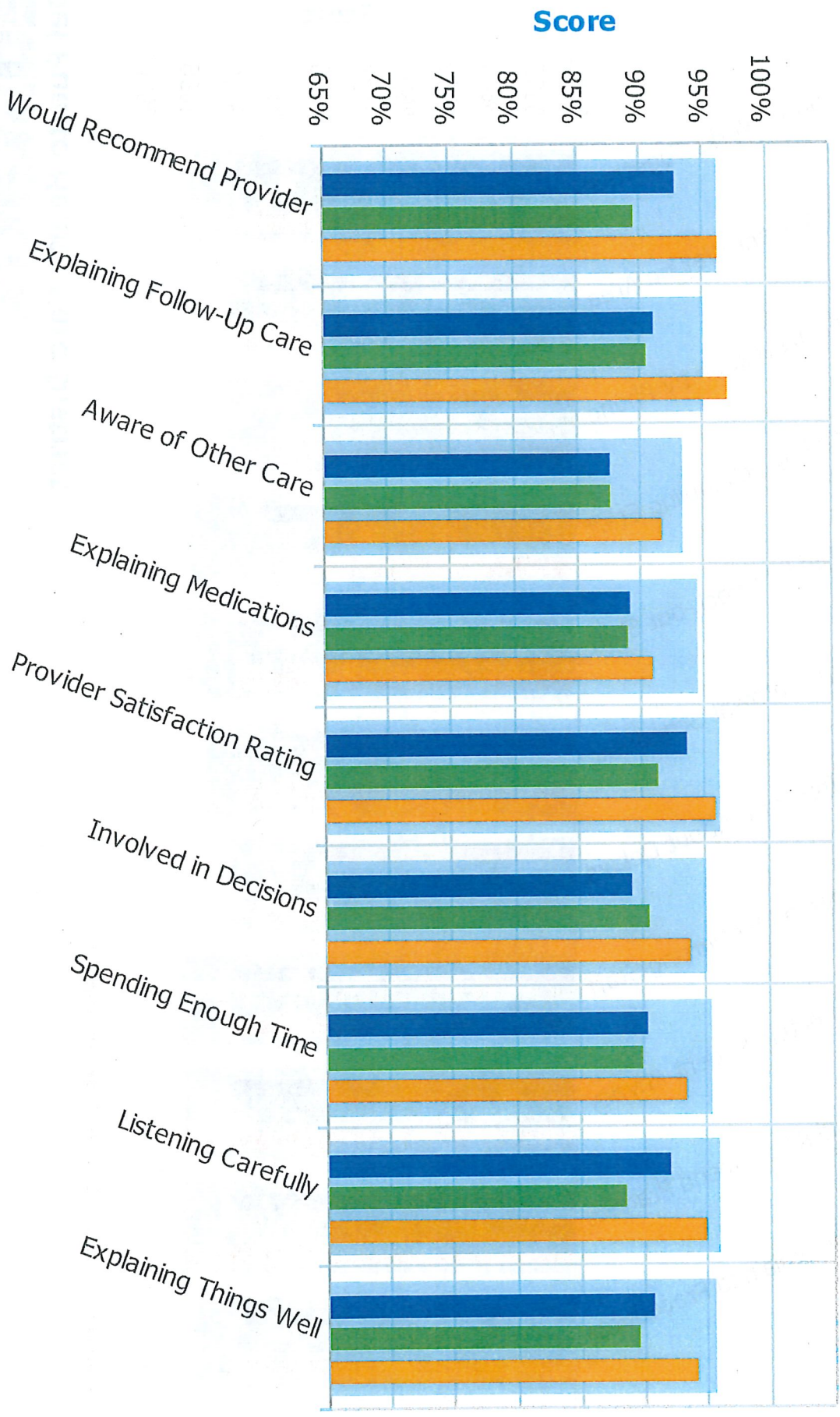
Medstatix

CA - Del Puerto Health Care District

Report generated on 06/10/2022 10:50 AM (GMT-7) by Health Services Dept

Provider: All Providers

Item 1b.E



Primary Care Average Benchmark

Historic (282N)

May 2022 (22N)

June 2022 (26N)



MedStatix

CA - Del Puerto Health Care District

Location: Main Office

Red outlines have collected very few responses and may not be accurate.

